

## Description

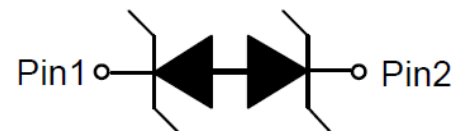
The XE2XUC5VB is an ultra-low capacitance ESD protection diode designed to protect sensitive electronic components which are connected to high speed data lines and control lines from over-stress caused by ESD (Electrostatic Discharge), EFT (Electrical Fast Transients) and Lightning. The XE2XUC5VB may be used to provide ESD protection up to  $\pm 20\text{kV}$  (contact) and  $\pm 20\text{kV}$  (air) discharge according to IEC61000-4-2, and withstand peak pulse current up to 5A (8/20 $\mu\text{s}$ ) according to IEC61000-4-5.

The XE2XUC5VB is available in DFN0603-2L package. Standard products are Pb-free and Halogen-free.

<http://www.xihangsemi.com>



## DFN0603-2L (Bottom View)



## Circuit Diagram



## Marking (Top View)

## Features

- ◆ Working voltage: 5V
- ◆ DFN0603-2L Package
- ◆ Ultra Low Capacitance: 0.35pF
- ◆ Transient protection for data lines to IEC 61000-4-2 (ESD)  $\pm 20\text{kV}$  (air),  $\pm 20\text{kV}$  (contact)
- IEC 61000-4-5 (Surge) 5A (8/20 $\mu\text{s}$ )
- IEC61000-4-4 (EFT) 50A (5/50ns)
- ◆ Low leakage current
- ◆ Low clamping voltage
- ◆ Solid-state silicon-avalanche technology

## Applications

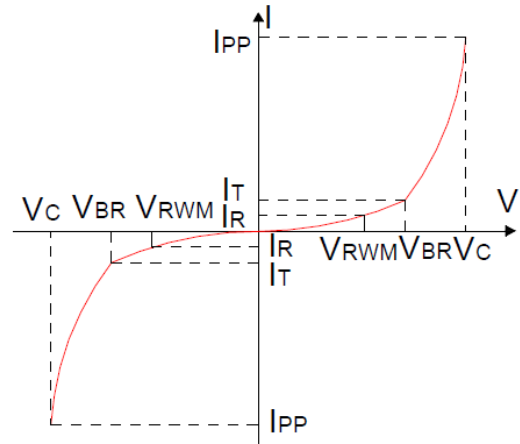
- ◆ USB2.0 and USB3.0
- ◆ HDMI1.3 and HDMI1.4
- ◆ SATA and eSATA
- ◆ DVI
- ◆ IEEE1394
- ◆ PCI Express
- ◆ Portable Electronics
- ◆ Notebook

## Order Information

Device	Package	Shipping
XE2XUC5VB	DFN0603-2L	12000/Tape&Reel

## Definitions of electrical characteristics

Symbol	Parameter
$V_{RWM}$	Reverse Stand-off Voltage
$I_R$	Reverse Leakage Current @ $V_{RWM}$
$V_{BR}$	Reverse Breakdown Voltage @ $I_T$
$I_{BR}$	Reverse Breakdown Current
$I_{PP}$	Reverse Peak Pulse Current
$V_C$	Clamping Voltage @ $I_{PP}$
$I_T$	Test current



## Absolute Maximum Rating

Rating	Symbol	Value	Units
Peak Pulse Power ( $t_P = 8/20\mu S$ )	$P_{PK}$	135	W
Peak Pulse Current ( $t_P = 8/20\mu S$ )	$I_{pp}$	5	A
ESD according to IEC61000-4-2 air discharge	$V_{ESD}$	$\pm 20$	kV
ESD according to IEC61000-4-2 contact discharge		$\pm 20$	kV
Lead Soldering Temperature	$T_L$	260 (10 sec)	$^{\circ}C$
Operating Temperature	$T_{OP}$	-55 to +125	$^{\circ}C$
Storage Temperature	$T_{STG}$	-55 to +150	$^{\circ}C$

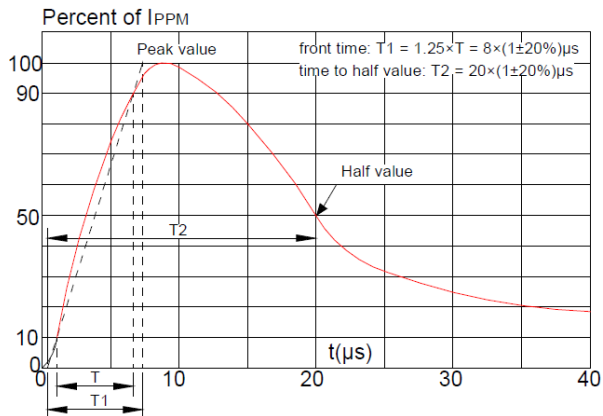
## Electrical Characteristics ( $T_a=25^{\circ}C$ , unless otherwise noted)

Parameter	Symbol	Conditions	Min.	Typ.	Max.	Units
Reverse Stand-off Voltage	$V_{RWM}$				$\pm 5.0$	V
Reverse Leakage Current	$I_R$	$V_{RWM} = \pm 5V$			100	nA
Reverse Breakdown Voltage	$V_{BR}$	$I_T=1mA$	7.0	9.0	10.0	V
Clamping Voltage <sup>1)</sup>	$V_{CL}$	$I_{PP}=1A \quad t_P = 8/20\mu s$		10	12.5	V
		$I_{PP}=2.5A \quad t_P = 8/20\mu s$		13	15	V
		$I_{PP}=5A \quad t_P = 8/20\mu s$		24	27	V
Junction Capacitance	$C_j$	$V_R=0V \quad f = 1MHz$		0.35	0.5	pF

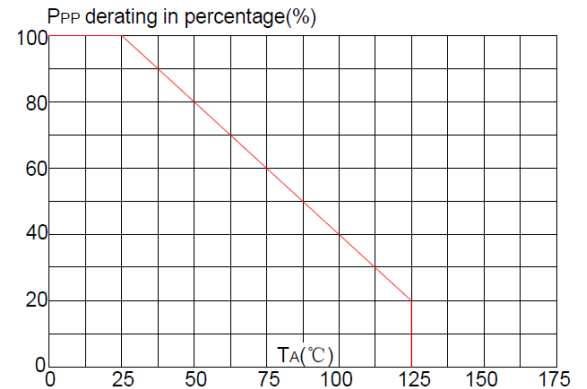
Notes:

1)Non-repetitive current pulse, according to IEC61000-4-5.

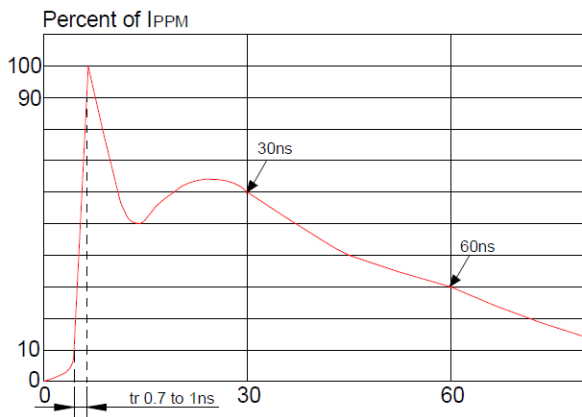
## Typical Characteristics (Ta=25°C, unless otherwise noted)



**Pulse Waveform (8/20us)**

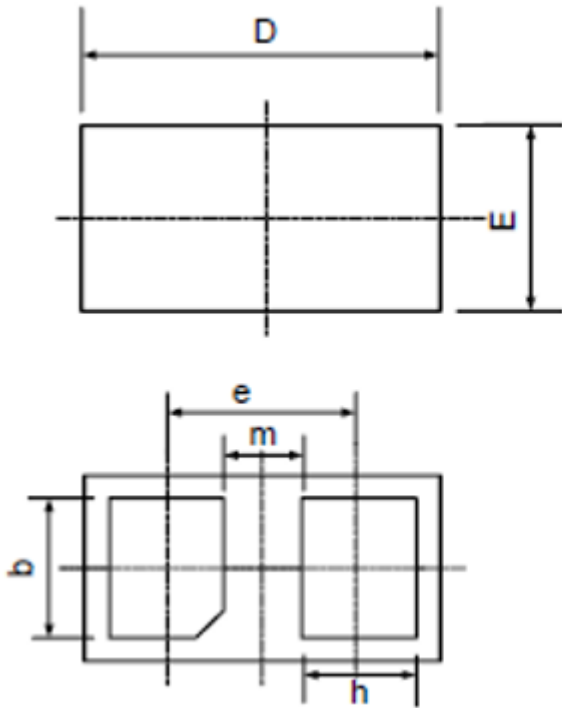


**Pulse Derating Curve**



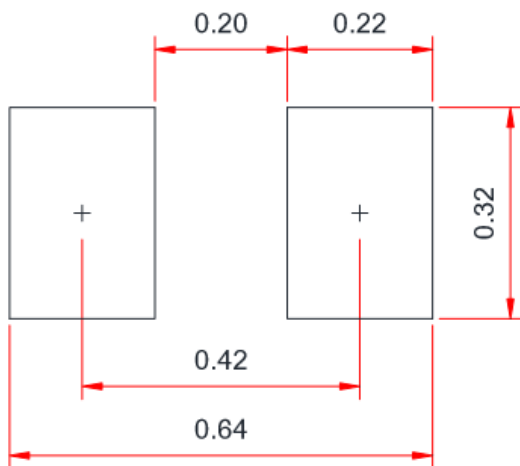
**ESD Clamping(8kV Contact Discharge )**

## Package Outline Dimensions (DFN0603-2L)



Symbol	Millimeter	
	Min.	Max.
A	0.28	0.32
D	0.55	0.65
E	0.25	0.35
b	0.20	0.30
e	0.350	
m	0.165	
h	0.14	0.24

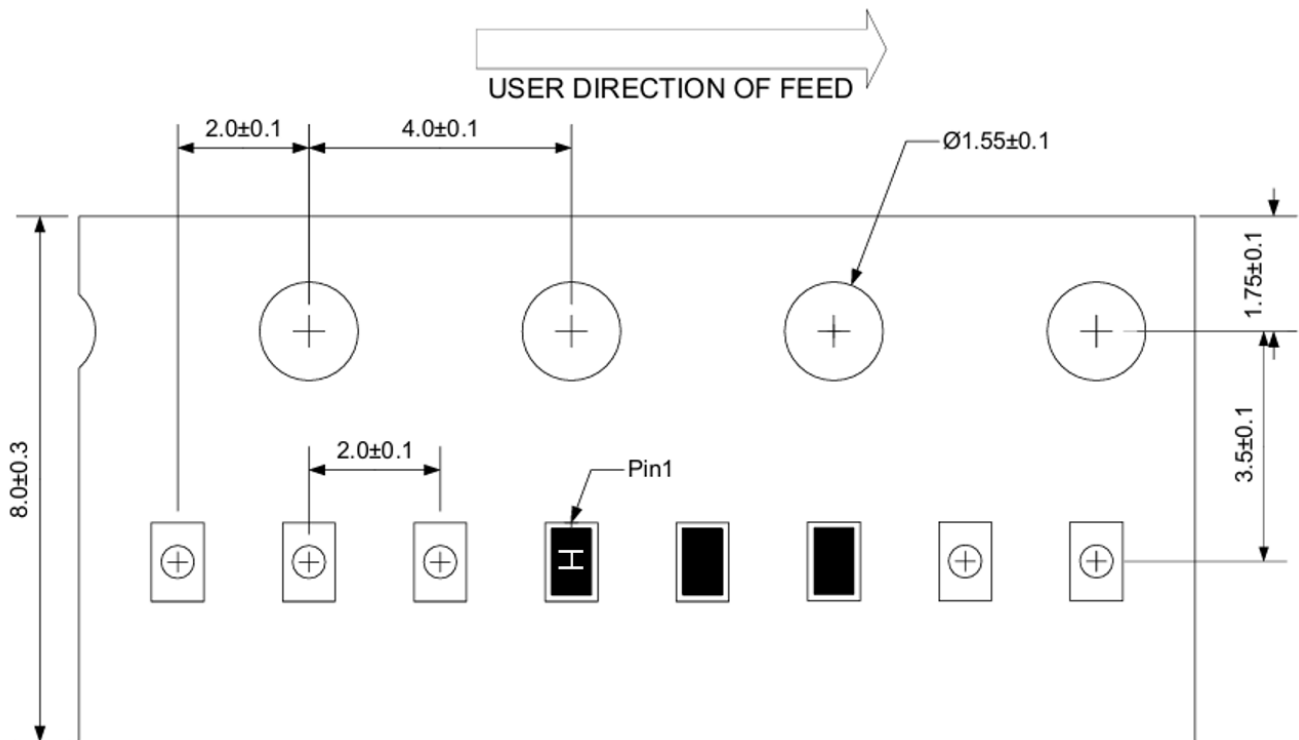
## Recommend Land Pattern (Unit: mm)



Note:

This recommended land pattern is for reference purpose only.

## Load with information



Unit:mm

## NOTICE

XIHANG's products are not authorized for use as components in any life support device or systems.

XIHANG reserves the right to make modifications, enhancements, improvements, corrections or other changes without further notice to any product herein. XIHANG does not assume any liability arising out of the application or use of any product described herein.