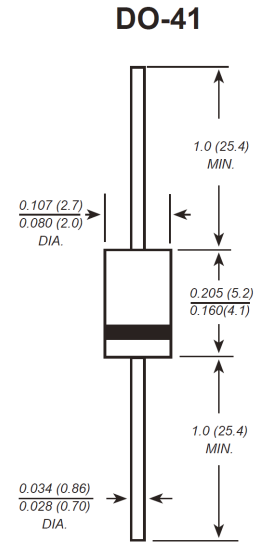


Features

- ◆ Low reverse leakage
- ◆ High forward surge capability
- ◆ High reliability
- ◆ High temperature soldering guaranteed:
260°C/10seconds, 9.5mm lead length
- ◆ High temperature soldering guaranteed:
260°C/10 seconds, 0.375" (9.5mm) lead length
- ◆ Lead and body according with RoHS standard
- ◆ Green compound with suffix "-F" on Marking

Mechanical Data

- ◆ Case: JEDEC DO-41 molded plastic body
- ◆ Epoxy: UL 94V-0 rate flame retardant
- ◆ Lead: Pure tin plated, lead free



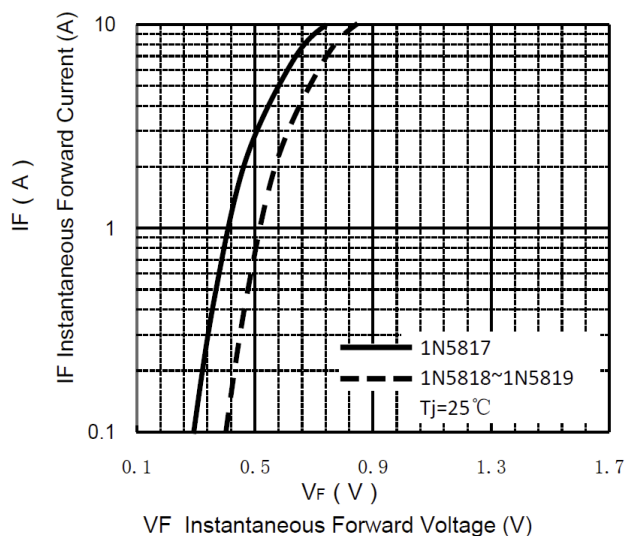
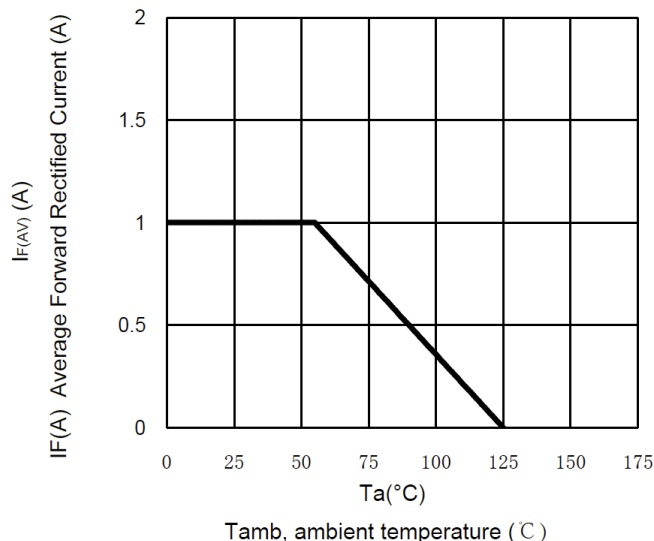
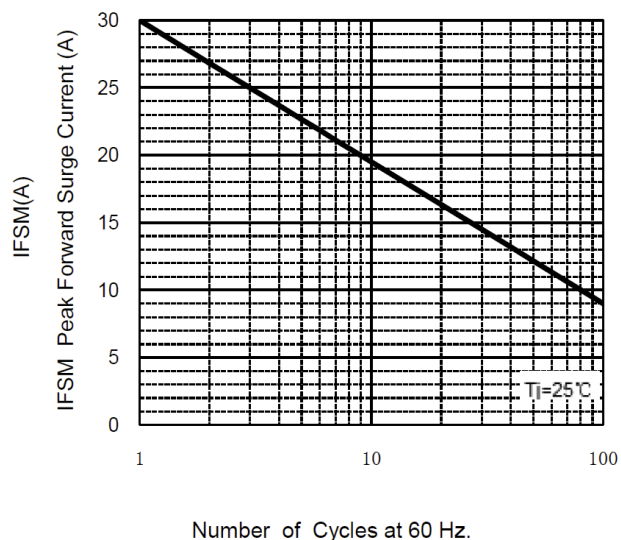
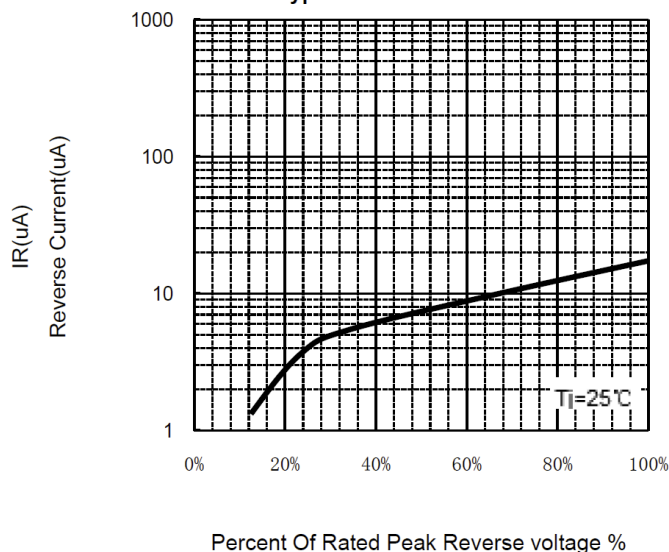
Maximum Ratings and Electrical Characteristics

Ratings at 25°C ambient temperature unless otherwise specified.

Parameter	Symbols	1N5817	1N5818	1N5819	Unit
Maximum repetitive peak reverse voltage	VRRM	20	30	40	V
Maximum RMS voltage	VRMS	14	21	28	V
Maximum DC blocking voltage	VDC	20	30	40	V
Maximum average forward rectified current	IF(AV)	1			A
Non-repetitive peak forward surge current 8.3 ms singlehalf sine-wave	IFSM	30			A
Maximum forward voltage@IF=1.0A	VF	0.45	0.55		V
Maximum reverse current@VDC TA= 25℃	IR	0.5			mA
TA= 100℃		20			
Typical thermal resistance (Note 1)	RθJA	50			℃ /W
Type junction capacitance VR=4.0V,f=1MHz	CJ	60			pF
Operating junction temperature rang	TJ	-180			℃
Storage temperature rang	TSTG	-205			℃

Note: 1) Thermal resistance from junction to ambient at 0.375" (9.5 mm) lead length, PCB mounted.

Characteristic Curves

TYPICAL FORWARD CHARACTERISTIC

FORWARD CURRENT DERATING CURVE

**MAXIMUM NON REPETITIVE
PEAK FORWARD SURGE CURRENT**

Typical Reverse Characteristics


NOTICE

XIHANG's products are not authorized for use as components in any life support device or systems.

XIHANG reserves the right to make modifications, enhancements, improvements, corrections or other changes without further notice to any product herein. XIHANG does not assume any liability arising out of the application or use of any product described herein.