


Description

XPE0201A5VB is an ultra low capacitance ESD product designed to protect very high speed data interfaces. It has a typical capacitance of only 0.05pf (I/O to GND), and it can be used to meet the ESD immunity requirements of IEC61000-4-2 (15KV air, 8KV contact discharge).

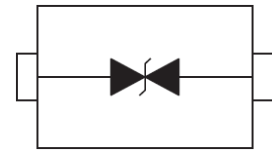
<http://www.xihangsemi.com>



0201 Polymer ESD

Features

- ◆ ESD protection for high speed data lines to IEC61000-4-2
- ◆ ESD contact discharge typical 8KV, max 15KV
- ◆ ESD air discharge typical 15KV, max 25KV
- ◆ Surface mount
- ◆ Extremely low capacitance
- ◆ Very low leakage current
- ◆ Fast response time
- ◆ Bi-directional ESD protection
- ◆ Lead free solder termination
- ◆ The best ESD protection for high frequency, low voltage applications



Schematic Diagram

Applications

- ◆ High Definition Multi-Media Interface (HDMI)
- ◆ Digital Visual Interface (DVI)
- ◆ Display Port Interface (DP)
- ◆ Unified Display Interface (UDI)
- ◆ Mobile Display Digital Interface (MDDI)
- ◆ Gigabit Ethernet
- ◆ USB2.0 and USB3.0
- ◆ IEEE1394 interface

Caution:

This component is designed for signal line protection only,
Not intended to be used under bias, not for application with a power line.

Absolute Maximum Rating

Parameter	Symbol	Value	Unit
Maximum Contact discharge voltage Per IEC61000-4-2	---	15KV	V
Maximum Air discharge voltage Per IEC61000-4-2	---	25KV	V
Maximum Operating temperature	T _{OPER}	-55 to +125	°C
Maximum Storage temperature	T _{STG}	-55 to +125	°C
Maximum lead temperature for soldering during 10s	T _L	260	°C

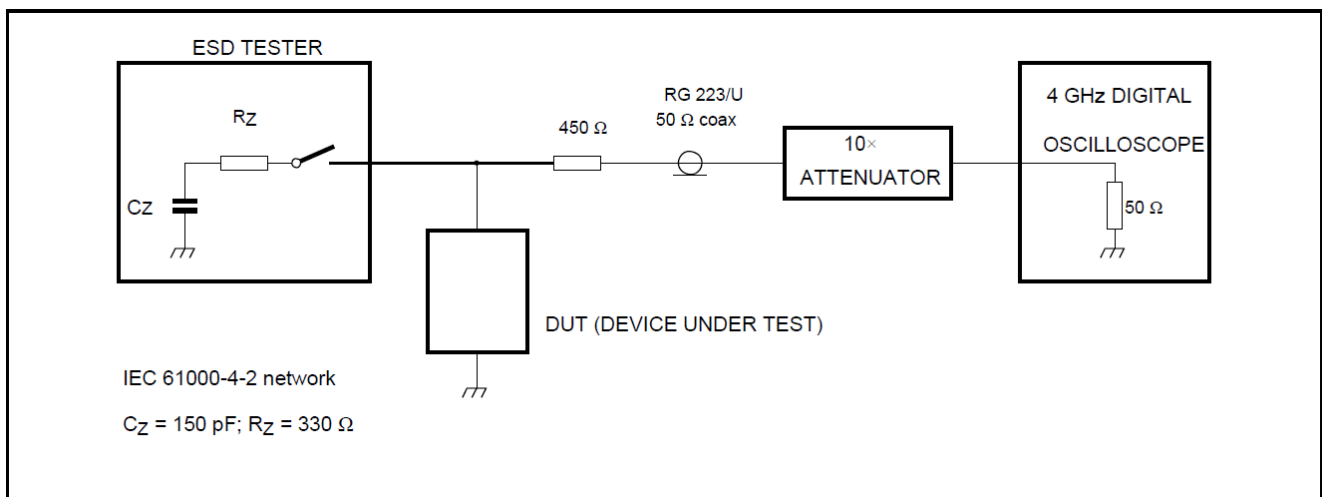
Electrical Characteristics (Ta=25°C, unless otherwise noted)

Parameter	Symbol	Test Conditions	Min	Typ	Max	Units
Rated Voltage	V _R	---	---	---	5	V
Trigger voltage	V _T	IEC61000-4-2 8KV contact discharge	---	300	---	V
Clamping voltage	V _C	IEC61000-4-2 8KV contact discharge	---	35	---	V
Leakage current	I _L	DC 5V shall be applied on component	---	0.01	0.10	uA
Capacitance	C _P	V _R = 0V, f = 1MHz	---	0.05		pF

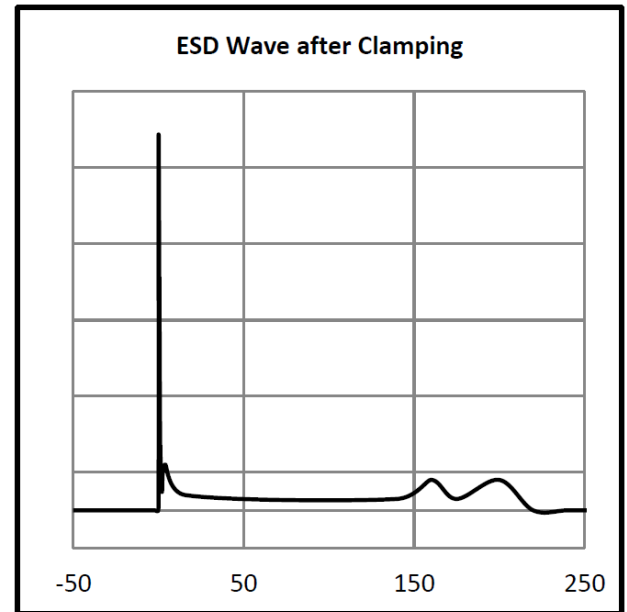
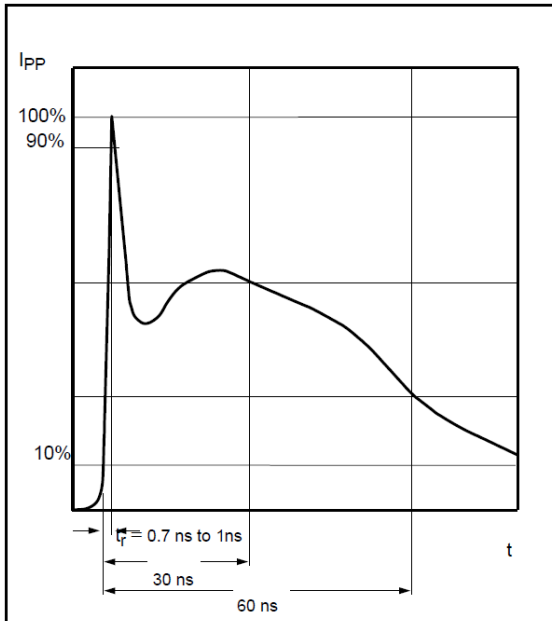
Note: 1 Trigger and clamping voltage are measured per IEC 61000-4-2, 8KV contact discharge method.

2 After reliability tests such as high temp storage, temp cycles, continuous ESD strike etc, the maximum leakage current is less than 10uA.

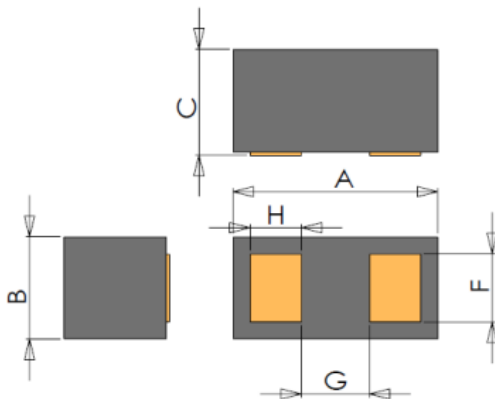
ESD Clamping Test



ESD Clamping Test Waveforms

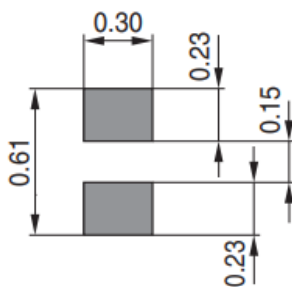


Product Dimension



Symbol	Dimension			Unit
	Min	Typ	Max	
A	0.55	0.60	0.65	mm
B	0.25	0.30	0.35	
C	0.25	0.30	0.35	
H	0.18	0.20	0.22	
F	0.255	0.275	0.295	
G	0.16	0.18	0.20	

PAD Dimension

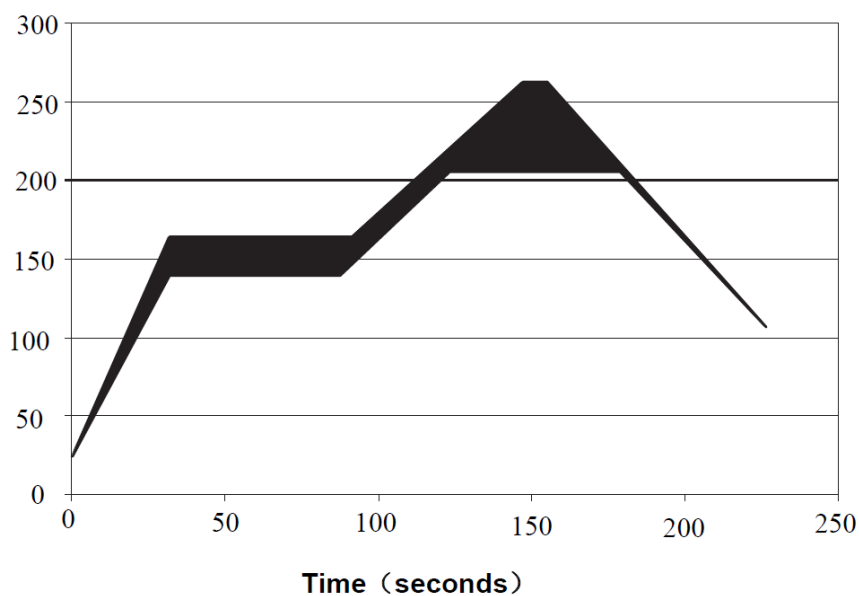


Dimensions in mm

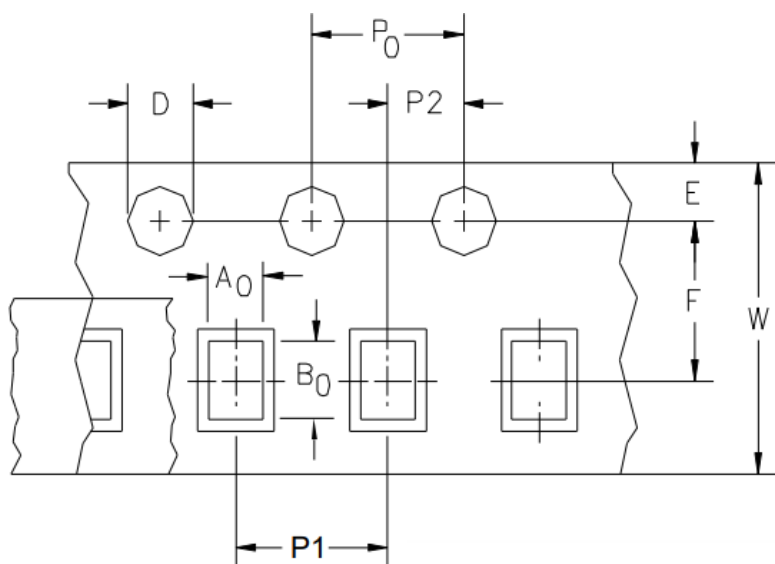
Solder thickness 0.08-0.12mm

Solder Reflow Recommendation

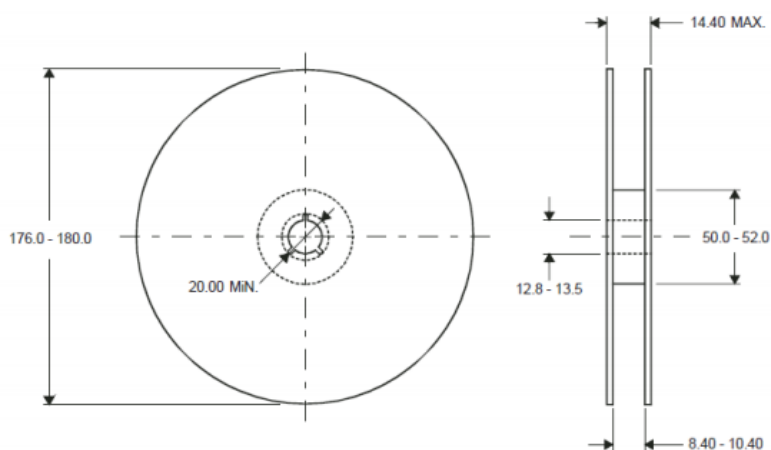
Temperatures (°C)



Tape And Reel Information

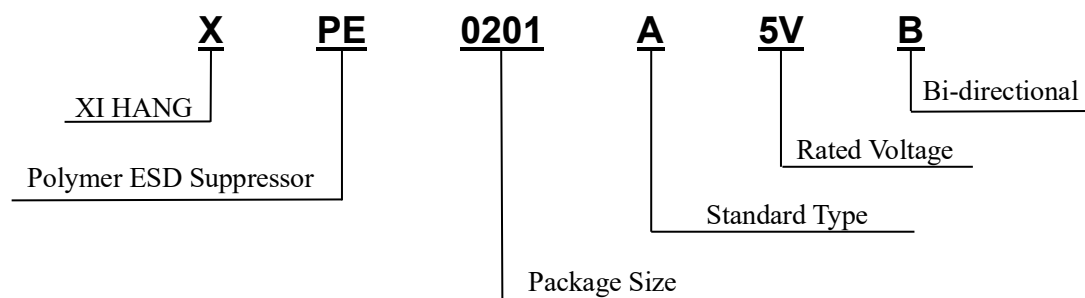


Dimension	Typical	Unit
A0	0.38	mm
B0	0.68	
D	1.55	
P0	4.00	
P1	2.00	
P2	2.00	
E	1.75	
F	3.50	
W	8.00	



DIMENSIONS ARE: MILLIMETERS

Part Number System



Order Information

Device	Package	Net Weight	Carrier	Quantity	HSF Status
XPE0201A5VB	0201	0.12 mg	Tape & Reel	15,000pcs/reel	RoHS compliant

NOTICE

XIHANG's products are not authorized for use as components in any life support device or systems.

XIHANG reserves the right to make modifications, enhancements, improvements, corrections or other changes without further notice to any product herein. XIHANG does not assume any liability arising out of the application or use of any product described herein.